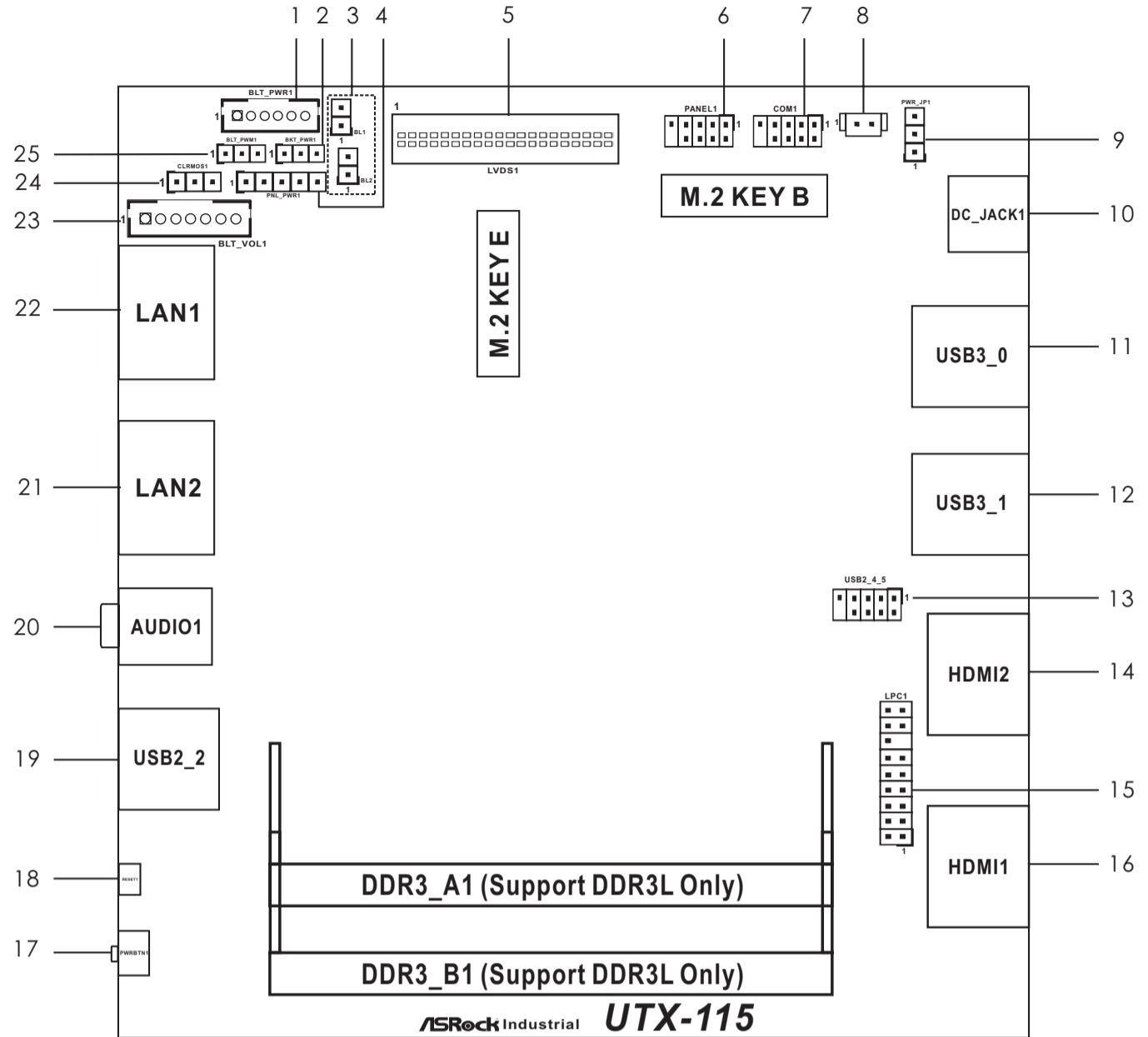


UTX-115

The terms HDMI® and HDMI High-Definition Multimedia Interface, and the HDMI logo are trademarks or registered trademarks of HDMI Licensing LLC in the United States and other countries.



1 : Inverter Power Control Wafer (BLT_PWR1)



PIN	Signal Name
1	GND
2	GND
3	CON_LBKLT_CTL
4	CON_LBKLT_EN
5	LCD_BLT_VCC
6	LCD_BLT_VCC

2 : Backlight Power Select (LCD_BLT_VCC) (BKT_PWR1)



1-2 : +5V
2-3 : +12V

3 : BL1, BL2

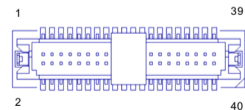


4 : Panel Power Select (LCD_VCC) (PNL_PWR1)

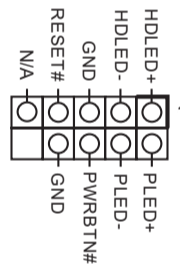


1-2 : +3V
2-3 : +5V
3-4 : +5V
4-5 : +12V

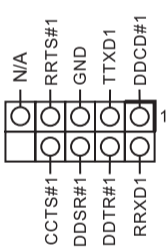
5 : LVDS Panel Connector



6 : System Panel Header



7 : COM Port Header



8 : Battery Connector (BAT1)



9 : ATX/AT Mode Select (PWR_JP1)



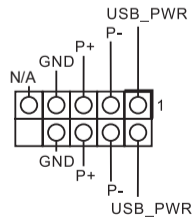
1-2 : AT Mode
2-3 : ATX Mode

10 : DC Jack Port (DC_JACK1)

11 : USB3.1 Port (USB3_0)

12 : USB3.1 Port (USB3_1)

13 : USB2.0 Connector (USB2_4_5)



17 : Power Button (PWRBTN1)

18 : Reset Button (RESET1)

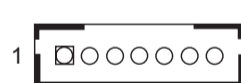
19 : USB2.0 Port (USB2_2)

20 : 3.5mm Audio Jack

21 : RJ45 LAN Port (LAN2)

22 : RJ45 LAN Port (LAN1)

23 : Backlight & Amp Volume Control (BLT_VOL1)



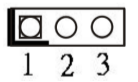
PIN	Signal Name
1	N/A
2	N/A
3	PWRDN
4	GPIO_BLT_UP
5	GPIO_BLT_DW
6	GND
7	GND

24 : Clear CMOS Header (CLRMOS1)



1-2 : Normal
2-3 : Clear CMOS

25 : Backlight Control Level (BLT_PWM1)

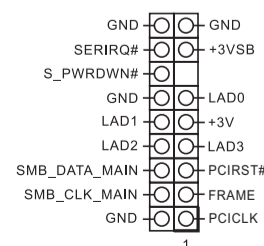


1-2 : From eDP PWM to CON_LBKLT_CTL
2-3 : From LVDS PWM to CON_LBKLT_CTL

PIN	Signal Name	Signal Name	PIN	Signal Name
2	LCD_VCC	LCD_VCC	1	LCD_VCC
4	N/A	+3V	3	+3V
6	LVDS_A_DATA0#	N/A	5	N/A
8	LVDS_A_DATA1	LVDS_A_DATA0	7	LVDS_A_DATA0
10	LVDS_A_DATA2#	LVDS_A_DATA1#	9	LVDS_A_DATA1#
12	LVDS_A_DATA3	GND6	11	GND6
14	LVDS_A_CLK#	LVDS_A_DATA2#	13	LVDS_A_DATA2#
16	LVDS_A_DATA0#	LVDS_A_DATA3#	15	LVDS_A_DATA3#
18	LVDS_A_DATA1#	GND7	17	GND7
20	LVDS_A_DATA2#	LVDS_A_CLK	19	LVDS_A_CLK
22	LVDS_A_DATA3#	LVDS_B_DATA0#	21	LVDS_B_DATA0#
24	LVDS_B_DATA1#	GND8	23	GND8
26	LVDS_B_DATA2#	LVDS_B_DATA1	25	LVDS_B_DATA1
28	LVDS_B_DATA3#	LVDS_B_DATA2#	27	LVDS_B_DATA2#
30	LVDS_B_CLK#	DPLVDD_EN	29	DPLVDD_EN
32	CON_LBKLT_EN	LVDS_B_DATA3	31	LVDS_B_DATA3
34	LCD_BLT_VCC	LVDS_B_CLK#	33	LVDS_B_CLK#
36	LCD_BLT_VCC	GND9	35	GND9
38	LCD_BLT_VCC	CON_LBKLT_CTL	37	CON_LBKLT_CTL
40	LCD_BLT_VCC	LCD_BLT_VCC	39	LCD_BLT_VCC

14 : HDMI Port (HDMI2)

15 : LPC Header (LPC1)



16 : HDMI Port (HDMI1)