



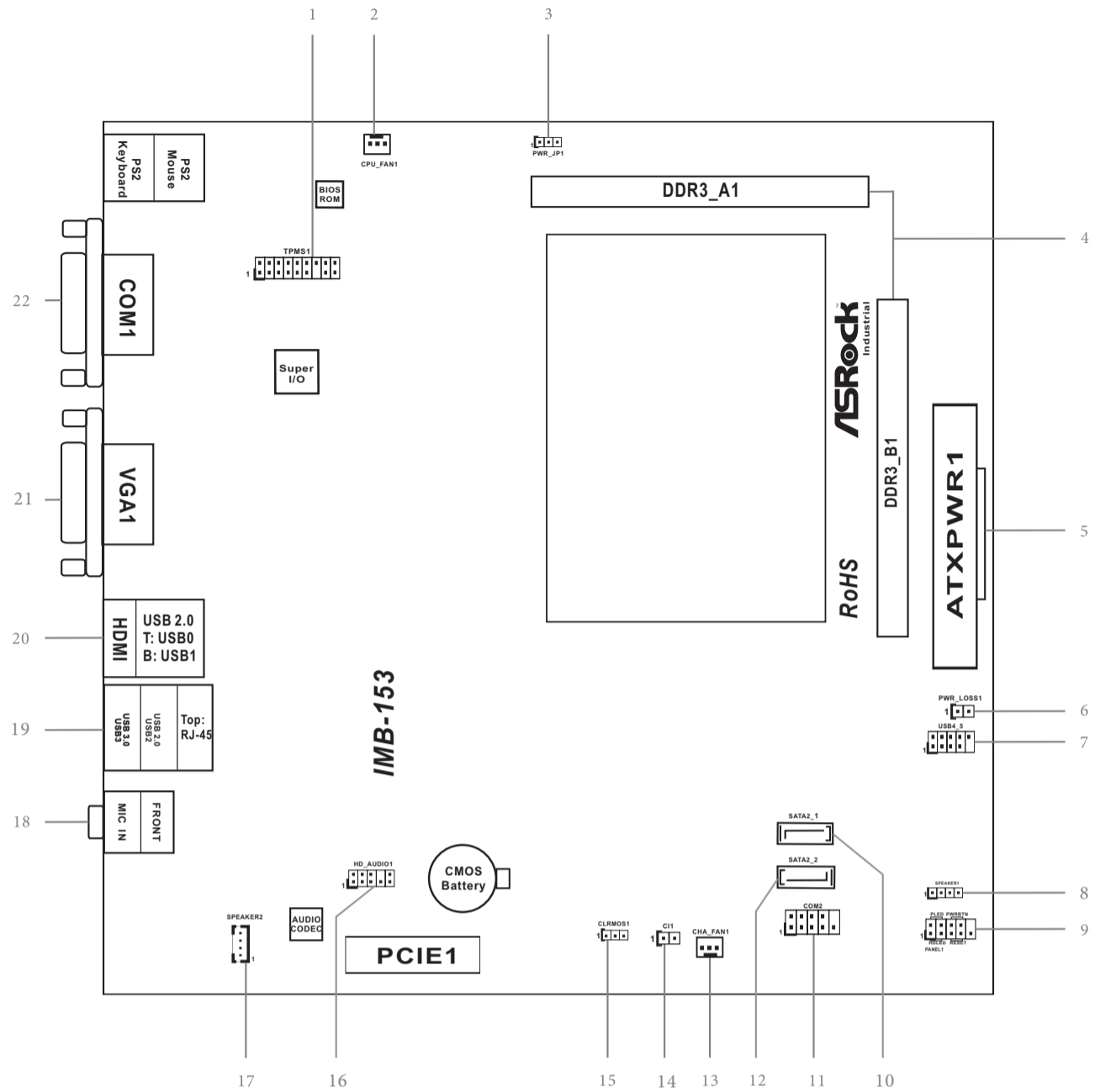
P/N: 15G06M024000AK V1.0



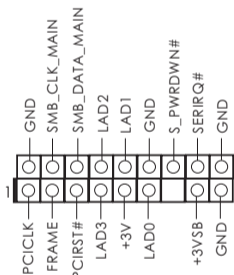
# Jumpers and Headers Setting Guide

## IMB-153

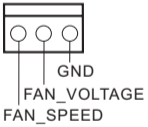
The terms HDMI™ and HDMI High-Definition Multimedia Interface, and the HDMI logo are trademarks or registered trademarks of HDMI Licensing LLC in the United States and other countries.



1 : TPM Header

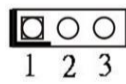


2 : CPU Fan Connector



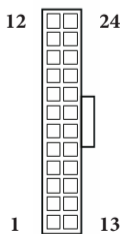
3 : ATX/AT Mode Select

1-2: AT Mode  
2-3: ATX Mode



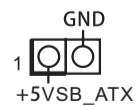
4 : 2 x 204-pin DDR3 SO-DIMM Slots (DDR3\_A1, DDR3\_B1)

5 : ATX Power Connector

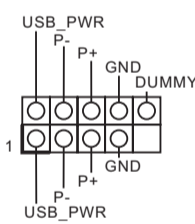


6 : Power Loss Jumper

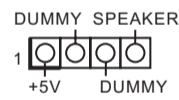
Open: Power Loss  
Close: no Power Loss



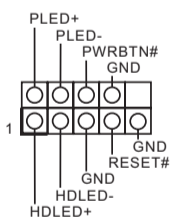
7 : USB 2.0 Header



8 : Chassis Speaker Header



9 : System Panel Header

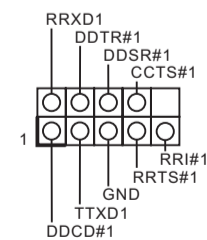


SATA2 Connectors

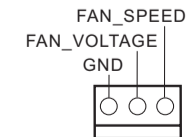
10 : SATA2\_1  
12 : SATA2\_2



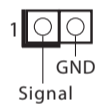
11 : Serial Port Header



13 : Chassis Fan Connector

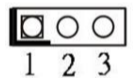


14 : Chassis Intrusion Header

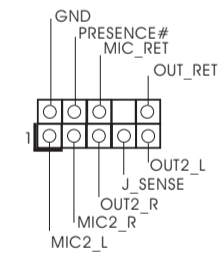


15 : Clear CMOS Jumper

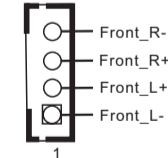
1-2: Normal  
2-3: Clear CMOS



16 : Front Panel Audio Header



17 : 3W Audio AMP Output Wafer Header



18 : Audio Output

Green – Line Out  
Pink – Mic In

19 : Top: RJ45 LAN Port

Center: USB 2.0 Port (USB2)  
Bottom: USB 3.0 Port (USB3)

20 : Top: USB 2.0 Ports (USB01)

Bottom: HDMI Port

21 : VGA/D-Sub Port

22 : COM Port (RS232)