

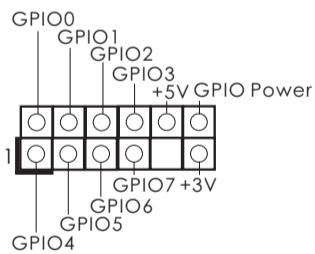
21 : Chipset Heatsink

22 : PCI Slot

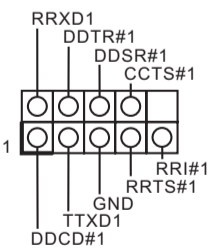
23 : JGP IO Connector

10-12: +5V

11-12: +3V



24,25 : COM Port Headers



26 : Audio Output
Lime - Front
Pink - Mic In

27,28 : RJ45 LAN Ports

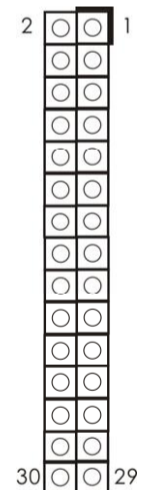
29 : USB 2.0 Ports

30 : mini-PCIE Slot

31 : DVI Port

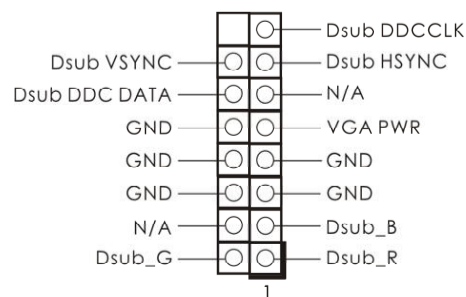
32 : LVDS Connector

Pin	Definition	Pin	Definition
2	Backlight PWR	1	Backlight PWR
4	Backlight PWR	3	Backlight PWR
6	GND	5	GND
8	LCD PID1	7	LCD VDD PWR Enable
10	LCD PID0	9	LCD VDD PWR Enable
12	EDID CLK	11	GND
14	EDID DATA	13	Backlight Enable
16	EDID CS#	15	Backlight PWM
18	GND	17	GND
20	Empty	19	EDID PWR(3V)
22	LVDS CLK	21	LVDS CLK#
24	LVDS DATA2	23	LVDS DATA2#
26	LVDS DATA1	25	LVDS DATA1#
28	LVDS DATA0	27	LVDS DATA0#
30	GND	29	GND



33 : CON1

34 : VGA Header



35 : HDMI Port