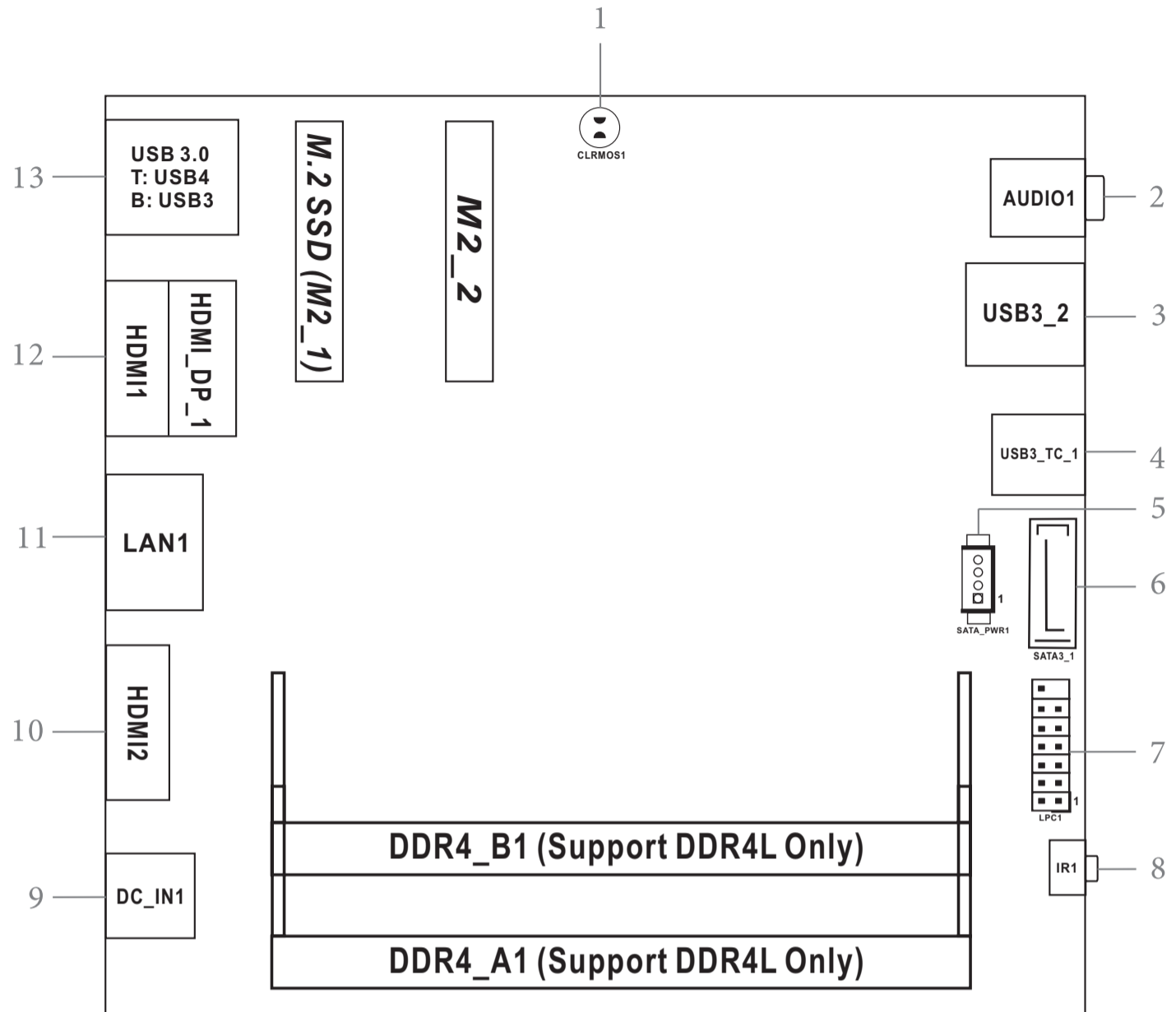


# ASRock® Jumpers and Headers Setting Guide

## NUC-6100U / 6300U

The terms HDMI™ and HDMI High-Definition Multimedia Interface, and the HDMI logo are trademarks or registered trademarks of HDMI Licensing LLC in the United States and other countries.



1 : Clear CMOS Pad (CLR MOS1)

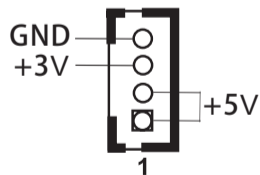


2 : Audio Jack (AUDIO1)

3 : USB3.0 Port (USB3\_2)

4 : USB 3.0 Type-C Port (USB3\_TC\_1)

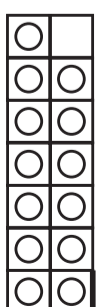
5 : SATA Power Output Connector (SATA\_PWR1)



6 : SATA3 Connector (SATA3\_1)



7 : LPC Debug Header (LPC1)



PIN	Signal Name	PIN	Signal Name
14	+3V	13	NC
12	+3V	11	+3V
10	GND	9	GND
8	LAD3	7	LAD2
6	LAD1	5	LAD0
4	LFRAME#	3	RESET#
2	GND	1	CLK

8 : Infrared LED (IR1)

9 : DC-In Jack (DC\_IN1)

10 : HDMI Port (HDMI2)

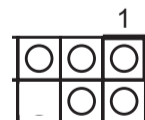
11 : LAN Port (LAN1)

12 : Top : DisplayPort (HDMI\_DP\_1)  
Bottom : HDMI Port (HDMI1)

13 : USB3.0 Ports (USB3\_3\_4)

Back Side :

Power Button Header (PWR\_BTN1)



PIN	Signal Name	PIN	Signal Name	PIN	Signal Name
5	GND	3	PLED+	1	PWRBTN#
6	X	4	PLED-	2	GND